


[Sep-2016 Dumps Pass 350-018 Exam By Training PassLeader Free 350-018 Braindump

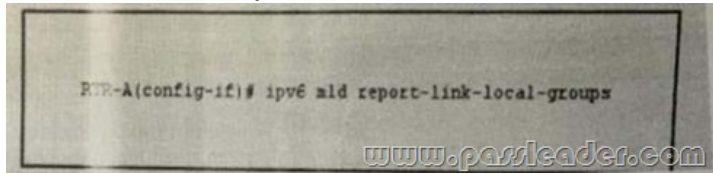
New Updated 350-018 Exam Questions from PassLeader 350-018 PDF dumps! Welcome to download the newest PassLeader 350-018 VCE dumps: <http://www.passleader.com/350-018.html> (894 Q&As) Keywords: 350-018 exam dumps, 350-018 exam questions, 350-018 VCE dumps, 350-018 PDF dumps, 350-018 practice tests, 350-018 study guide, 350-018 braindumps, CCIE Security Written Exam, v4.1 P.S. Free 350-018 dumps download from Google Drive:

https://drive.google.com/open?id=0B-ob6L_QjGLpfjE1cHRyNEtmX3JfdU9CUFIRZnVxNjZUbWxsSnBpNXM0QjZYZjBXZVgyOTQ **NEW QUESTION 817**

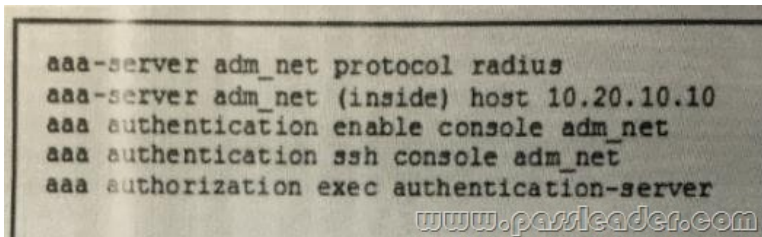
The computer at 10.10.10.4 on your network has been infected by a bontnet that directs traffic to a malware site at 168.65.201.120 Assuming that filtering will be performed on a Cisco ASA. What command can you use to block all current and future connections from the infected host? A. ip access-list extended BLOCK_BOT_OUT deny ip any host 10.10.10.4 B. shun 168.65.201.120 10.10.10.4 6000 80 C. ip access-list extended BLOCK_BOT_OUT deny ip host 10.10.10.4 host 168.65.201.120 D. shun 10.10.10.4 68.65.201.120 6000 80 **Answer: B NEW QUESTION 818** Refer to the exhibit. Which effect of this configuration is true?



A. The MSS of TCP SYN packets is set to 1452 bytes and the IP MTU of the interface is set to 1942 bytes B. The maximum size of TCP SYN+ACK packets passing the transient host is set to 1452 bytes and the IP MTU of the interface is set to 1492 bytes C. The PMTUD values sets itself to 1452 bytes when the interface MTU is set to 1492 bytes D. SYN packets carries 1452 bytes in the payload when the Ethernet MTU of the interface is to 1492 bytes E. The maximum size of TCP SYN+ACK packets passing the router is set to 452 bytes and the IP MTU of the interface is set to 1492 bytes **Answer: A NEW QUESTION 819** Refer to the exhibit. Which effect of this configuration is true?



A. It configures the node to generate a link-locak group report when it joins the solicited-node multicast group B. It enables local group membership for MLDv1 and MLDv2 C. It enables hosts to send MLD report messages for groups in 224.0.0.0/24 D. It enables MLD query messages for all link-local groups E. It enables the host to send MLD report messages for nonlink local groups **Answer: C NEW QUESTION 820** You have configured an ASA firewall in multiple context mode. If the context are sharing an Interface. What are two of the actions you could take to classify packets to the appropriate Context? (Choose two) A. Enable DHCP B. Disable MAC auto-generation and adding unique IP addresses to each interface C. Enable MAC auto-generation globally D. Assign a unique MAC address to each interface E. Apply QoS to each interface **Answer: CD NEW QUESTION 821** Refer to the exhibit. What is the effect of the given configuration?



A. It requires the enable password to be authorized by the LOCAL database B. It allows users to log in with any user name in the LOCAL database C. It enables management authorization for a user-authenticated RADIUS server D. Users will be authenticated against the RADIUS servers defined

in the adm_net list E. It allows SSH connections to console login into the ASA **Answer: D NEW**

QUESTION 822 What feature enables extended secure access from non-secure physical locations? A. NEAT B. 802.1X port-based authentication C. port security

D. storm-control E. CBAC **Answer: A NEW QUESTION 823** What are the two technologies that support AFT?(Choose two) A. NAT-6to 4 B. NAT-PT C. DNAT D. NAT64 E. NAT-PMP

F. SNAT **Answer: BD NEW QUESTION 824** On an ASA firewall in multiple context mode running version 8.X, what is the default number of VPN site-to-site tunnels per context? A. 2 sessions

B. 4 sessions C. 1 session D. 0 sessions **Answer: A NEW QUESTION 825** Which three statements about Unicast RPF in strict mode and loose mode are true? (Choose three)

A. Inadvertent packet loss can occur when loose mode is used with asymmetrical routing

B. Interface in strict mode drop traffic witch retun routes that point to the Null 0 interface

C. Strict mode requires a default route to be associated with the uplink network interface

D. Loose mode requires the source address to be present in the routing table E. Both loose and strict modes are configured globally on the router F. Strict mode is recommended on interfaces that will receive packets only from the same subnet to which the interface is assigned **Answer: BDF NEW QUESTION 826** ??

Download the newest PassLeader 350-018 dumps from [passleader.com](http://www.passleader.com) now! 100% Pass Guarantee! 350-018 PDF dumps & 350-018 VCE dumps: <http://www.passleader.com/350-018.html> (894 Q&As) (New Questions Are 100% Available and Wrong Answers Have Been Corrected! Free VCE simulator!) P.S. Free 350-018 Exam Dumps Collection On Google Drive:

https://drive.google.com/open?id=0B-ob6L_QjGLpfjE1cHRyNEtmX3JfdU9CUFIRZnVxNjZUbWxsSnBpNXM0QjZYZjBXZVgyOTQ