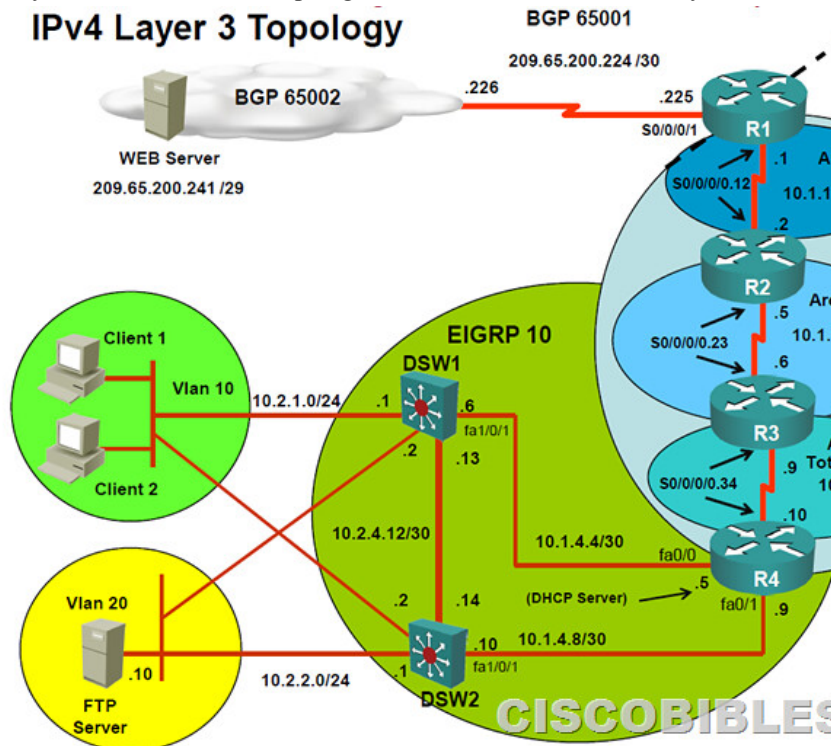


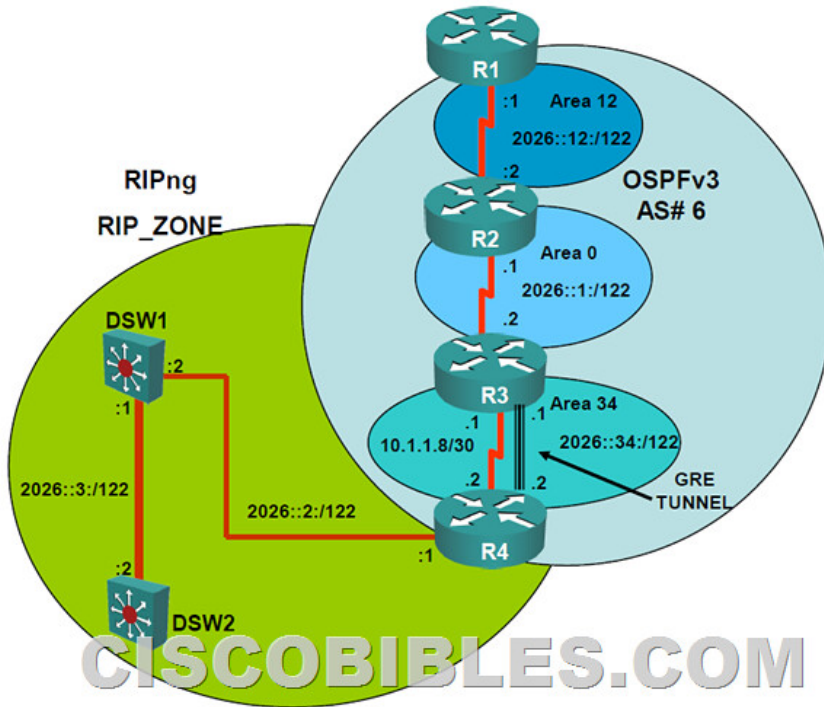
## CCNP 642-832 TSHOOT TROUBLE TICKETS (TT) Questions

This item has a series of four trouble tickets generated against a common topology. The main screen consists of three parts; the Main scenario, the Topology tabs and the Trouble Ticket tabs. The main scenario describes [TSHOOT.com's](#) test bed. The Topology tabs allow you to display the appropriate topology. The Trouble Ticket tabs allow you to select the individual trouble tickets. THSOOT Web Instructions.pdf **TROUBLE TICKET STATEMENT** "The implementation group has been using the test bed to do a 'proof of concept' that required both client 1 and client 2 to access the Web Server at 209.65.200.241. After several changes to interface status, network addressing, routing schemes and layer 2 connectivity, a trouble ticket has been opened indicating that client 1 cannot ping the 209.65.200.241 (internet Server)? After TT Statement you will see Three Questions So Every Trouble Ticket Contains Three Questions like that 1. ON WHICH DEVICE IS THE FAULT CONDITION LOCATED o R1 o R2 o R3 o R4 o DSW1 o ASW1 o DSW2 o ASW2 2. THE FAULT CONDITION IS RELATED TO WHICH TECHNOLOGY It depends on the fault but overall it likes that o Static routing o Interface status o IPv4 Address o IPv4 Routing Protocols o Switch-Switch Connectivity o Switch Virtual Interface 3. WHAT IS THE SOLUTION OF FAULT CONDITION? It depends on faults TSHOOT Solution Guides.pdf The problems are rather simple. For example wrong IP assignment, disable or enable a command, authentication? In each ticket you will have to answer three types of questions: + Which device causes problem + Which technology is used + How to fix it When you press Done to finish each case, you can't go back. A demo of the TSHOOT Exam can be found at: [http://www.cisco.com/web/learning/le3/le2/le37/le10/tshoot\\_demo.html](http://www.cisco.com/web/learning/le3/le2/le37/le10/tshoot_demo.html) In short, unlike other Cisco exams, we can go backward in this exam. That means we can choose a Troubleshooting Ticket, browse all the configurations and hit 'Abort' to ignore that Ticket. We can come back to that Ticket any time. Below are the topologies of the real TSHOOT exam, you are allowed to study these topologies before taking the exam.

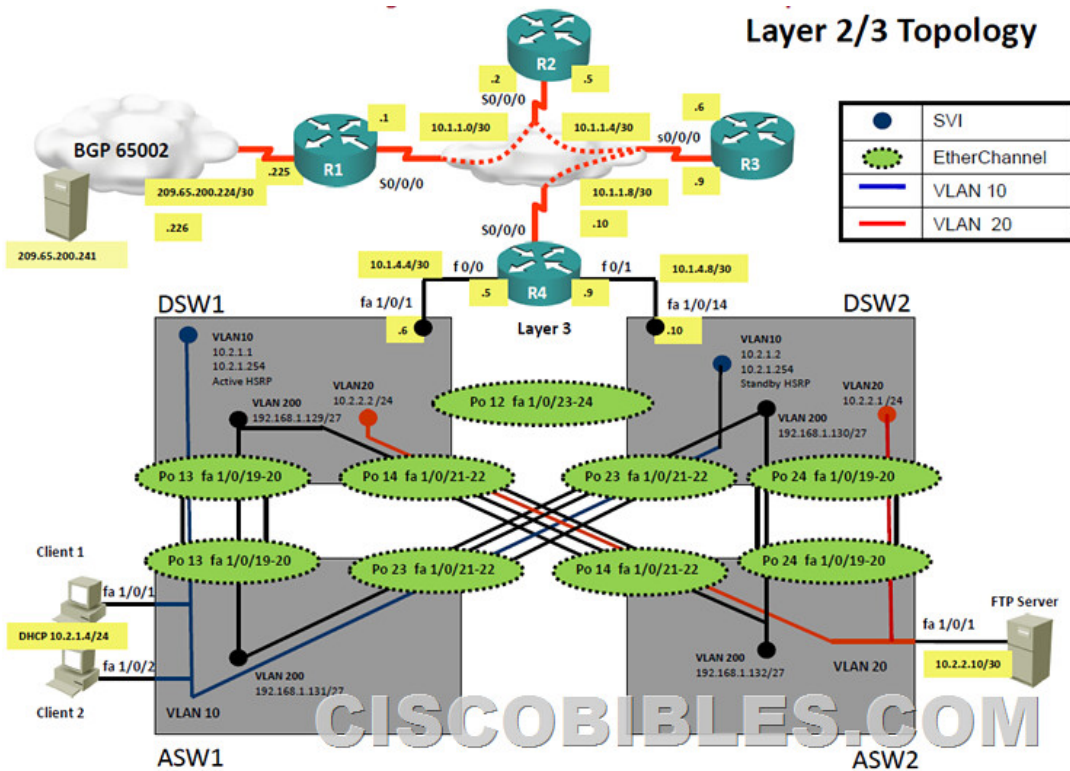


&#160;

## IPv6 Layer 3 Topology



## Layer 2/3 Topology



TSHOOT\_LAB.pkt open it with Packet Tracer v.5.3+ Download From here. Best Wishes to everyone.